



San Antonio

N-TRAK

Association

Model Railroading: Introduction to Weathering Part 1b –Boxcars

Fred Bock, MMR

SANTRAK:

the San Antonio N-Trak Association

27 February 2010

Box Car Weathering



Drip Line

Grunge runoff

dust

Grunge on rivet lines

Door scratches

D & R G W

67812

CAPY 100000
L.D.M.
L.C.V.T.

Rio Grande

CLASS 67812
L.D.M.
L.C.V.T.
CUT 3927

Oily black wheels

Old rust and wear

Faded / obscured lettering

Freight Car Roofs / Tops



Old rust

Ribs . . .

Dust & spatter

Photo by Jim Drennan

Boxcars



Rust / wear on
painted roof

Photo by Jim Drennan



**Rust/
grunge**

**Galvanized
roof
panels**

**Ribs
not
worn**

NAHX
50352

24
11
96

Photo by Jim Drennan



Repainted
roof panels




NAHX
50352

next
load



any
road

Photo by Jim Drennan



early wear

Replaced galvanized panel

B N
250 025
150000

Photo by Jim Drennan



Ribs rust last



Rust on galvanized roof panels


Photo by Jim Drennan

Model: spilled lading




Boxcar Ends





“Wheel Splatter”



Dirt on end


rust

**Grungy black
wheel faces**

RXW	10 8	H	15 1
EW	10 0	H	14 7
IL	50 8		
IW	9 5		
IH	10 11		
CUFT	5054		

2 INCH HF
COMP SHOES

Old rust on ends



End of Part 1b

- Continue to Part 1c , , ,
- , , , Shows how weathering might be applied to a model boxcar